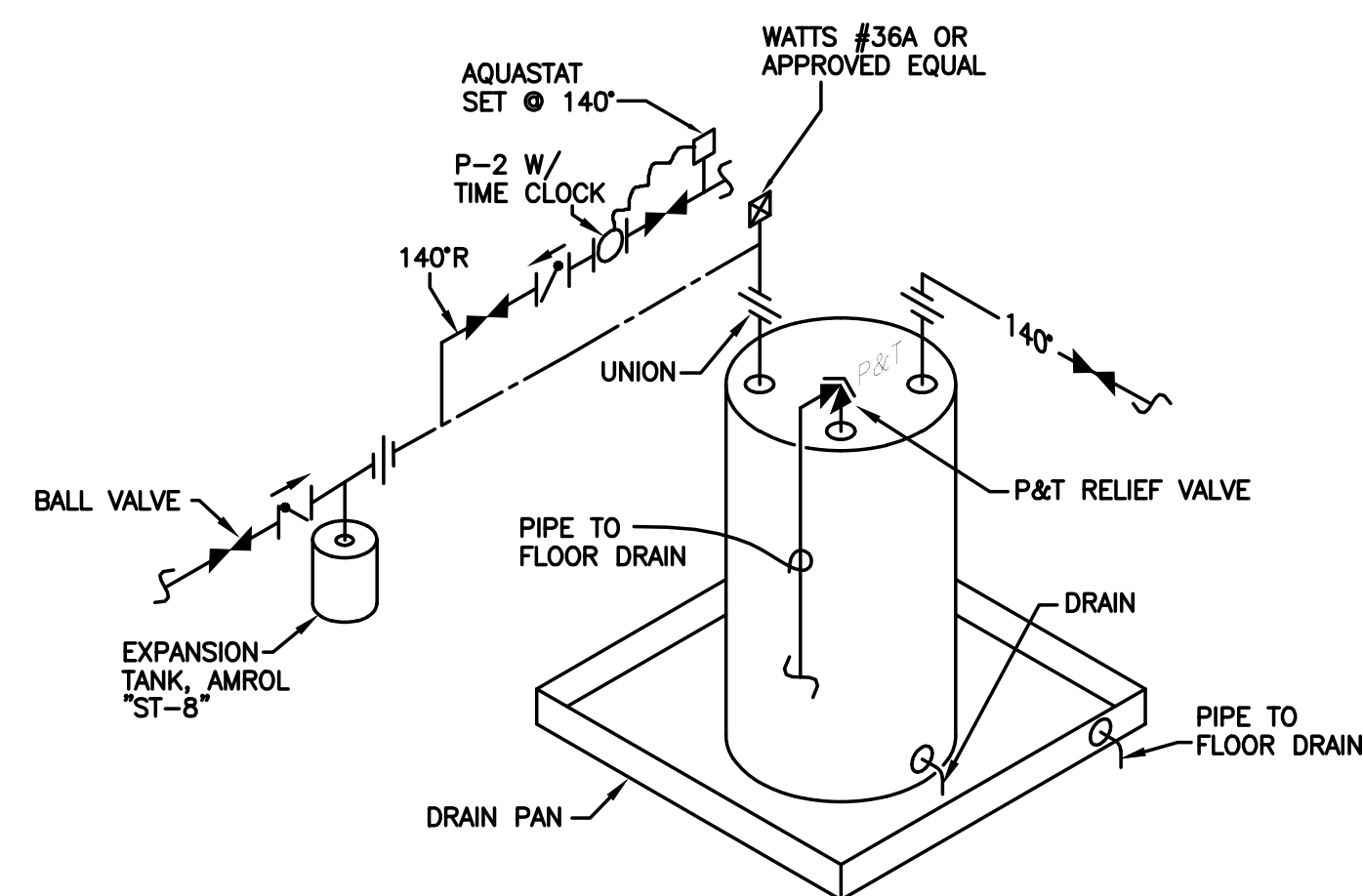
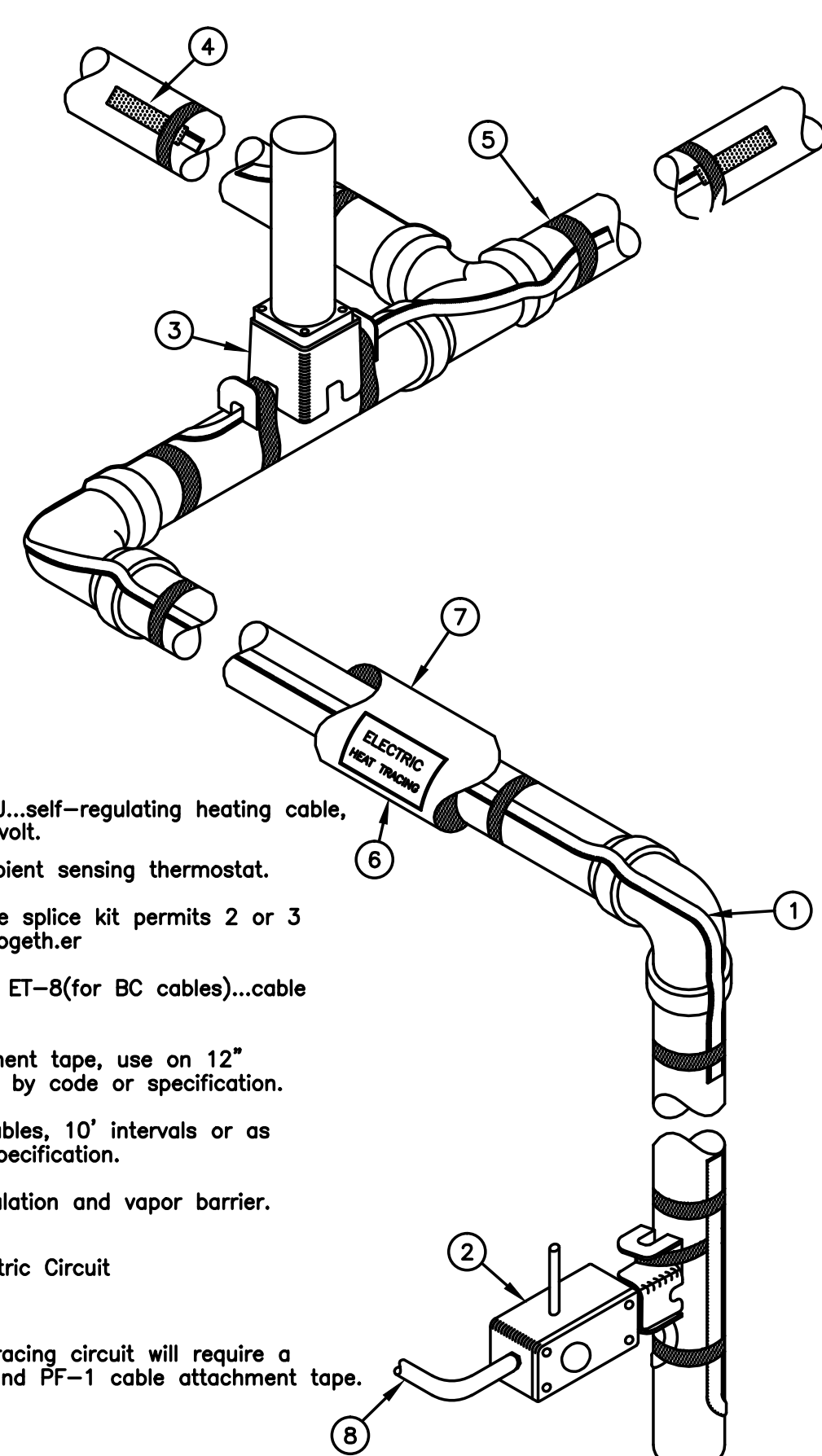


5 IN-LINE PUMP CONNECTIONS
P2.1 NO SCALE



1 ELECTRIC WATER HEATER SCHEMATIC
P2.1 NO SCALE WH-2

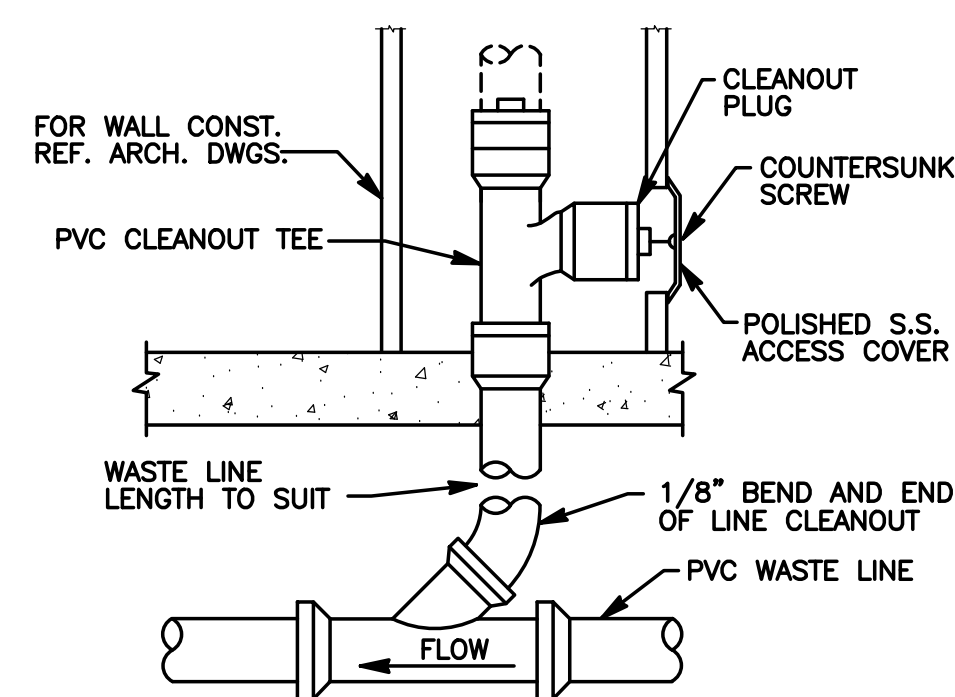


- 1 Thermon FLX BC or OJ...self-regulating heating cable, 5 watt/foot, 120 volt.
- 2 B4X-1...Adjustable ambient sensing thermostat.
- 3 PCS-COM...tee/in-line splice kit permits 2 or 3 cables to be spliced together.
- 4 ET-6(for OJ cable) or ET-8(for BC cables)...cable end termination.
- 5 Polyester fiber attachment tape, use on 12" centers or as required by code or specification.
- 6 Electric Heat Tracing cables, 10' intervals or as required by code or specification.
- 7 Fiberglass thermal insulation and vapor barrier.
- 8 120 Volt 20 Amp Electric Circuit

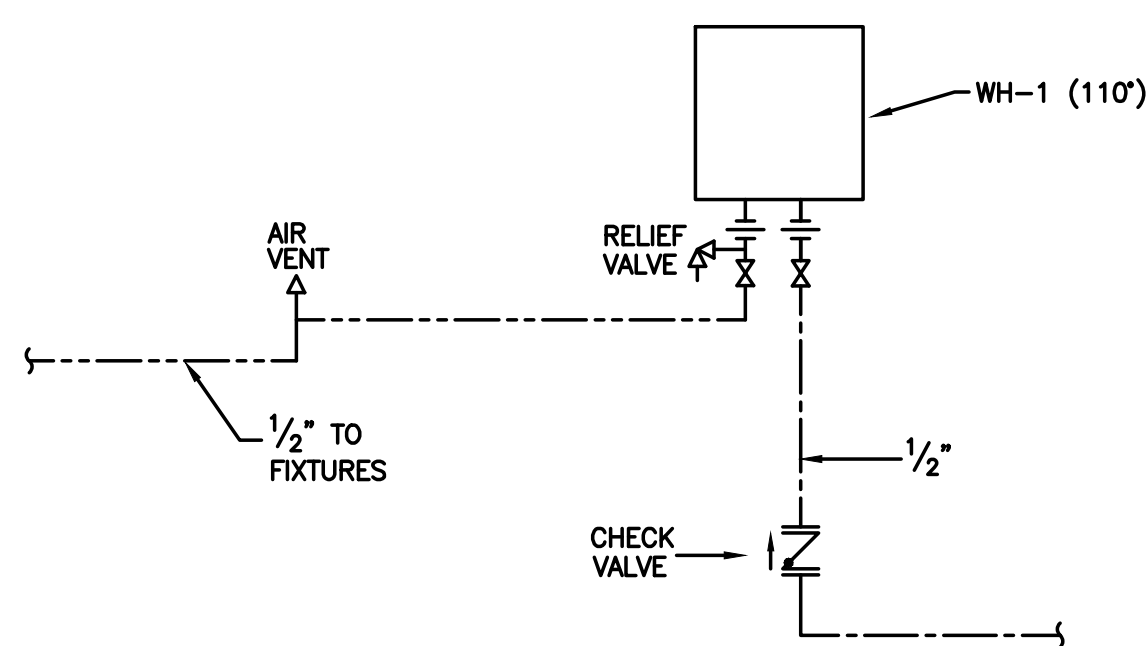
As a minimum, each FLX heat tracing circuit will require a PCA-COM circuit fabrication kit and PF-1 cable attachment tape.

4 FREEZE PROTECTION SCHEMATIC
P2.1 N.T.S.

NOTE: PROVIDE HEAT TAPE ON PIPING IN AREAS THAT ARE SUSCEPTIBLE OF FREEZING.



2 WALL CLEANOUT
P2.1 NO SCALE



3 INSTANTANEOUS ELECTRIC WATER HEATER SCHEMATIC
P2.1 NO SCALE (WH-1)
NOTE: PROVIDE LEAD FREE PIPING, FITTINGS, VALVES ETC.

PLUMBING FIXTURE SCHEDULE

MARK	FIXTURE	TRAP	WASTE	CW	HW	MOUNT	MANUF	MODEL	TRIM
1	WATER CLOSET	INTEGRAL	4"	1 1/4"	—	FLOOR	AMERICAN STANDARD	3453.001	CHURCH SEAT, SLOAN "ECOS" VALVE 8111-1.28
2	WATER CLOSET HANDICAPPED	INTEGRAL	4"	1 1/4"	—	FLOOR	AMERICAN STANDARD	3463.001	CHURCH SEAT, SLOAN "ECOS" VALVE 8111-1.28
3	URINAL	INTEGRAL	2"	3/4"	—	WALL	AMERICAN STANDARD	6590.001	SLOAN "ECOS" VALVE 8186-0.5
4	URINAL HANDICAPPED	INTEGRAL	2"	3/4"	—	WALL	AMERICAN STANDARD	6590.001	SLOAN "ECOS" VALVE 8186-0.5
5	LAVATORY	1 1/4" x 1 1/2"	1 1/2"	1/2"	1/2"	WALL	AMERICAN STANDARD	0124.024	SLOAN FAUCET EBF-187-4, POWER MIXING VALVE #LFLM495, TRAP, GRID STRAINER, SUPPLIES AND STOPS
6	LAVATORY HANDICAPPED	1 1/4" x 1 1/2"	1 1/2"	1/2"	1/2"	WALL	AMERICAN STANDARD	0124.024	SLOAN FAUCET EBF-187-4, POWER MIXING VALVE #LFLM495, OFFSET TRAP, GRID STRAINER, SUPPLIES AND STOPS
7	ADA SINK	3"	3"	3/4"	3/4"	FLOOR	FIAT	MSB 2424	AMERICAN STANDARD 8344.112 FAUCET
8	MOP BASIN	1 1/4" x 1 1/2"	1 1/2"	1/2"	—	WALL	ELKAY	EZSTLBC	SUPPLY AND STOPS, PROVIDE ADA APRON
9	LAVATORY HANDICAPPED	1 1/4" x 1 1/2"	1 1/2"	1/2"	1/2"	COUNTER	AMERICAN STANDARD	0476.028	SLOAN FAUCET EBF-187-4, POWER MIXING VALVE #LFLM495, OFFSET TRAP, GRID STRAINER, SUPPLIES AND STOPS

◇◇ PROVIDE LEAD FREE PIPING, FITTINGS AND FIXTURES INTENDED TO DISPENSE WATER FOR HUMAN CONSUMPTION.
* PROVIDE INSULATION KIT (ASTM E84-01), ON SUPPLIES & TRAP.
△ GRID STRAINER
OO GARBAGE DISPOSAL

PUMP SCHEDULE

MARK	SYSTEM	GPM	FT. HD	HP	RPM	VOLTAGE	REMARKS	MANUF	MODEL
P-1	CONDENSATE	1	8'	FRAC	1750	120V/1Ø	U.L. W/BASIN	* LITTLE GIANT	VCC-20ULS
P-2	RECIRC. PUMP (140')	8	15'	FRAC	1750	120V/1Ø	ALL BRONZE - "IN-LINE"	B & G	PR SERIES

* PROVIDE OVERFLOW SAFETY SWITCH AND CHECK VALVE

ELECTRIC WATER HEATER SCHEDULE

MARK	GALLONS	KW	VOLTAGE	REMARKS	MANUF	MODEL
WH-1	INSTANTANEOUS	6.5	208V/1Ø	U.L., ASHRAE 90-80	EEMAX	SP65
WH-2	50	4.5	208V/1Ø	U.L., ASHRAE 90-80 W/ DRAIN PAN	A.O. SMITH	ECRT-52

PLUMBING LEGEND AND ABBREVIATIONS

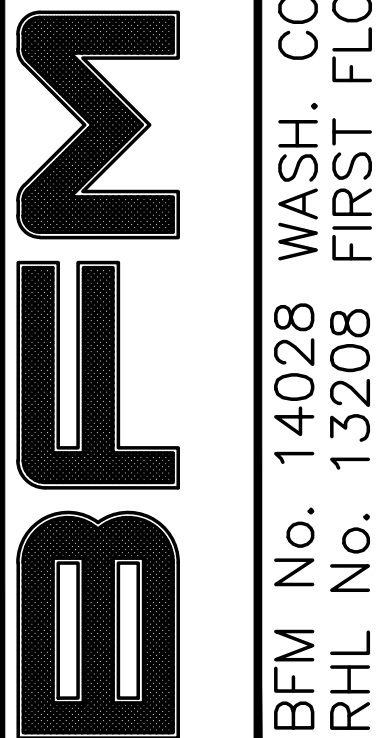
-----	DOMESTIC COLD WATER	— —	CAP ON END OF PIPE
—140'—	140' DOMESTIC HOT WATER	— —	FLOW SWITCH
-----	VENT PIPE	— —	CHECK VALVE
-----	SOIL PIPE	— —	FLOOR DRAIN
VTR	VENT THRU ROOF	— —	PIPE UP
v	VENT	— —	PIPE DOWN
○	INDICATES FIXTURE NUMBER	— —	CLEANOUT
— — —	BACKFLOW PREVENTER	— —	GATE/BALL VALVE
— — —	PRESSURE REDUCING VALVE	— —	CONDENSATE DRAIN
— — —	VALVE IN RISER	FDC	FIRE DEPARTMENT CONNECTION
— — —	NATURAL GAS PIPE	⊕ CX	CONNECT TO EXISTING
— — —	GAS STOP	—140'R—	140' DOMESTIC HOT WATER RECIRC.
— — —	SPRINKLER PIPE	P.P.	PART PLAN
GWH	GAS WATER HEATER		



RHL ENGINEERING COMPANY, INC.
3 West Second Street
Frederick, Md. 21701
OFFICE: (301) 695-9424
FAX: (301) 293-6338
E-mail: rhlengr@rhlengr.com

Professional Certification. I hereby certify that these documents were prepared or approved by me, and that I am a duly licensed professional engineer under the laws of the State of Maryland. License No. 65511 Expiration Date: 06/03/2018

BUSHEY FEIGHT MORIN ARCHITECTS INC.
473 North Potomac Street, Hagerstown, Md 21740
301-733-5600 Fax 301-733-5612
E-mail: BFM@BFMArchitects.com



BID DOCUMENTS
PLUMBING/PIPING SCHEDULES/DETAILS