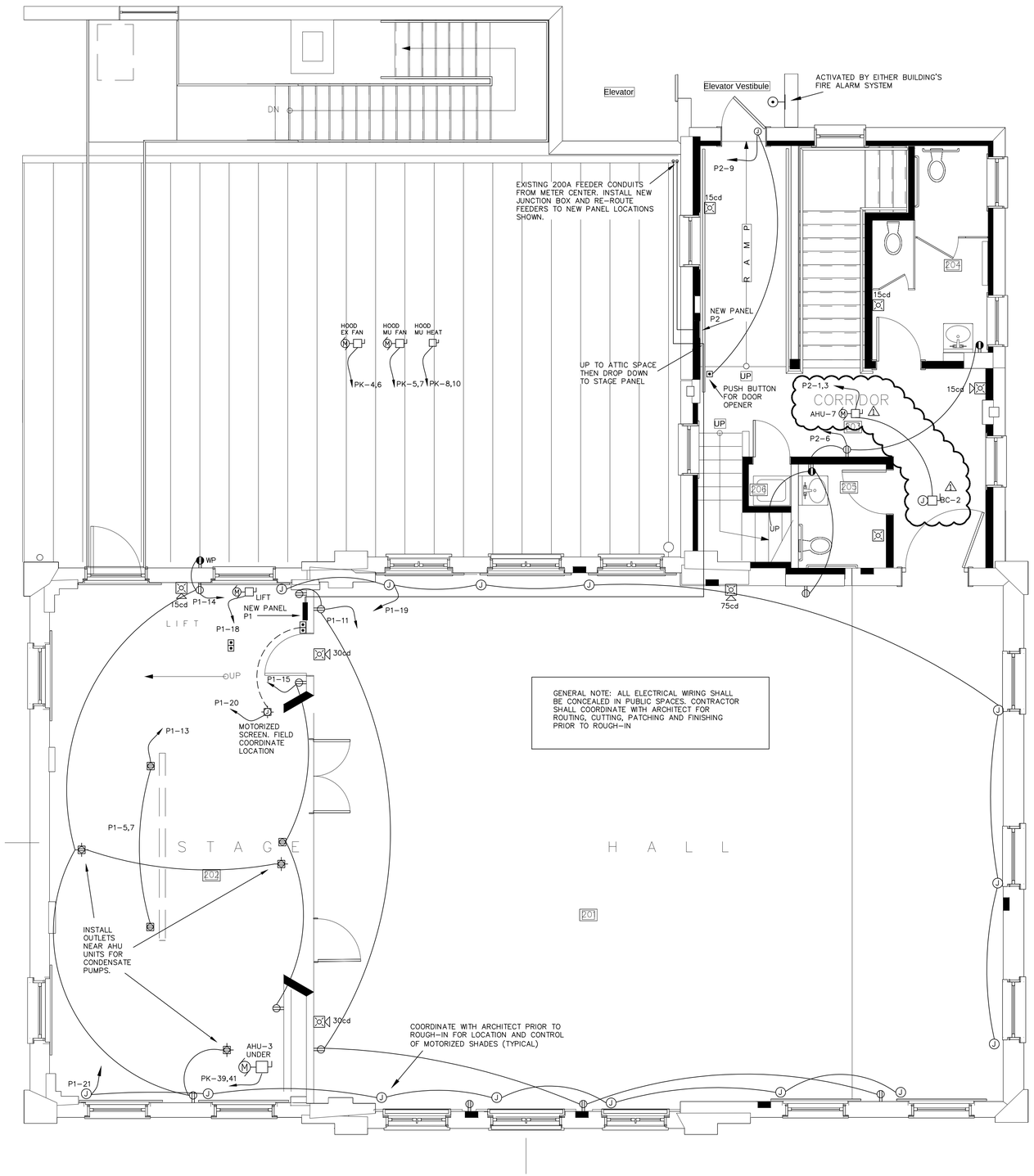


2ND FLOOR POWER & FA PLAN
1 E2-3 1/4" = 1'-0"

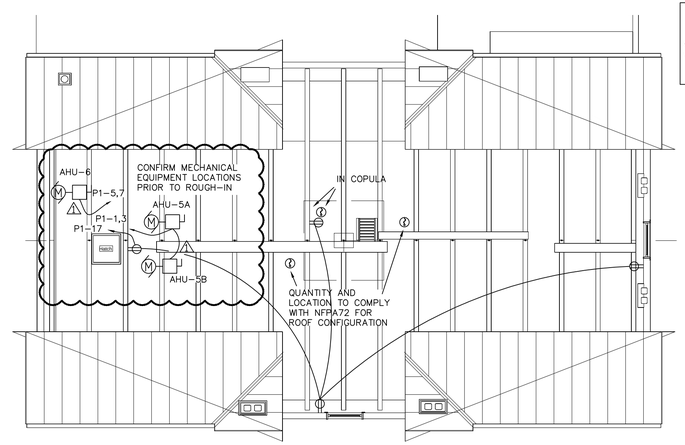


ATTIC LEVEL POWER PLAN
3 E3-3 1/8" = 1'-0"

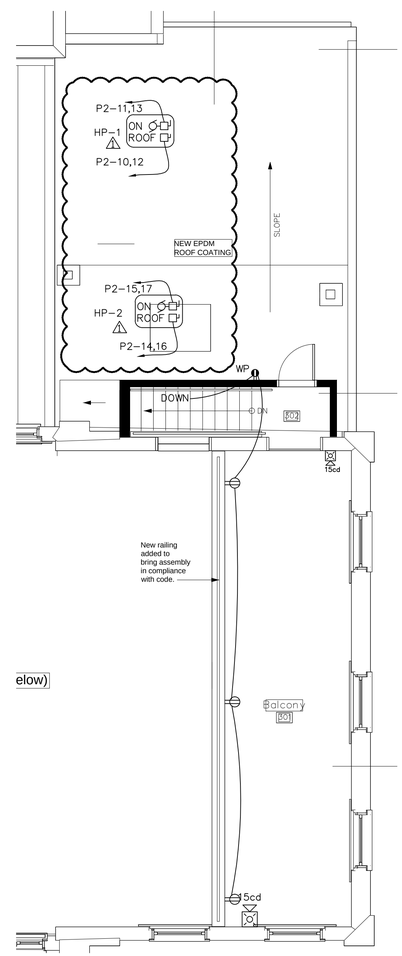


UPPER BALCONY POWER & FA PLAN
2 E2-3 3/16" = 1'-0"

Copyright 2015: COMFORT DESIGN INC. Michael F. Howell, P.E. 3/19/2015 10:38 AM E(CWH).dwg

CDi
COMFORT DESIGN, INC.
Mechanical & Electrical Engineers
620 Pennsylvania Ave.
Winchester, VA 22601
540-665-2846

NORTH ( magnetic )

# Charles Washington Hall RENOVATIONS

Corner of George & Washington Streets
Charles Town, W.Va.

For the
City of Charles Town
City of Ranson

ROGER L. CATLETT REGISTERED 7846 9/26/14 STATE OF WEST VIRGINIA PROFESSIONAL ENGINEER

Planning & Engineering (prime)
Hall Planning & Engineering, Inc
316 Williams Street
Tallahassee, FL 32303

Landscape Architecture
Stromberg/Garrigan & Assoc.,Inc.
102 E. Main Street-The Penn Bldg
Somerset, PA 15501

Historic Preservation & Architecture
Landmarks SGA, LLC
102 E. Main Street-The Penn Bldg
Somerset, PA 15501

Structural Engineer
R.L. Silman Associates
1053 31st Street NW
Washington D.C. 20007

Mech/Elect Engineer
Comfort Designs
620 Pennsylvania Avenue
Winchester, VA 22601

Architect
GROVE & DALL'OLIO ARCHITECTS PLLC
218 W EST King • Martinsburg, West Virginia • 25401

| Issue/Revision | Seal |
|---|---|
| 1 REVISED VRF 4 MAR 2015 | |

Drawing Title
2ND FLOOR POWER PLAN

Date 9/26/14
Scale
Project Number 11105
Drawing Number
E2.3