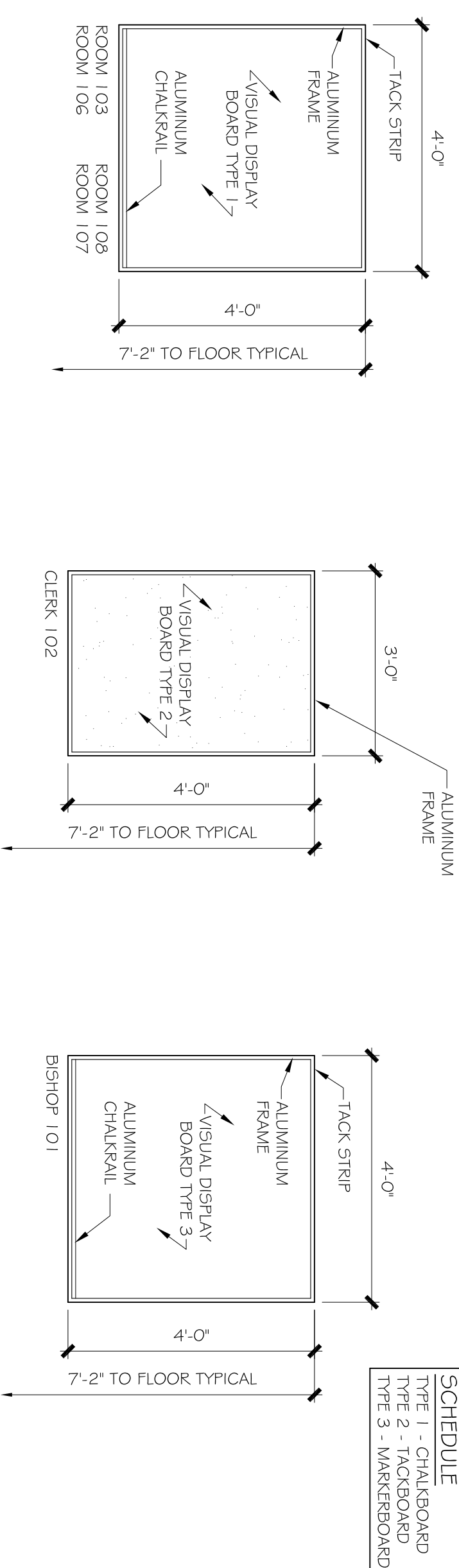


VISUAL DISPLAY BOARD SCHEDULE

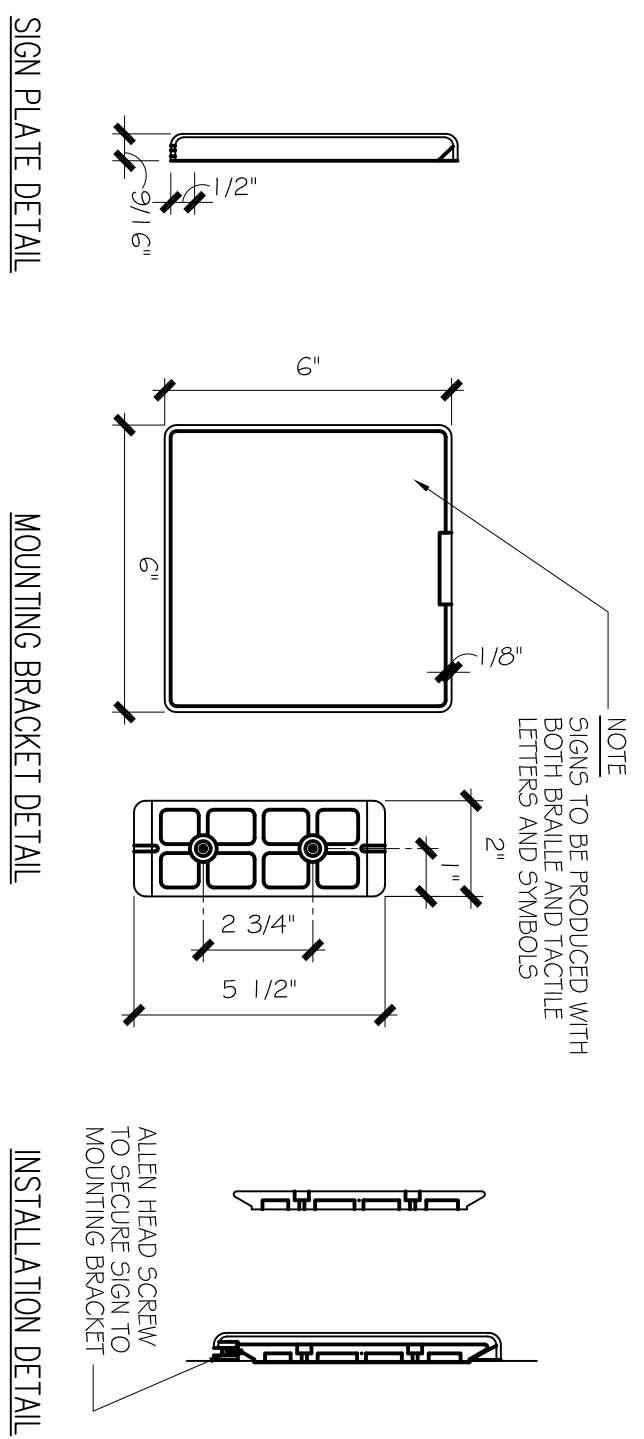


| SCHEDULE |
|----------------------|
| TYPE 1 - TACKBOARD |
| TYPE 2 - CHALKBOARD |
| TYPE 3 - MARKERBOARD |

V1 VISUAL DISPLAY BOARD SCALE: 1/2" = 1'-0"

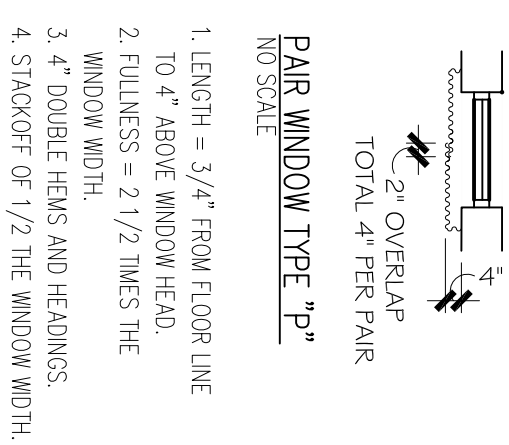
V2 VISUAL DISPLAY BOARD SCALE: 1/2" = 1'-0"

V3 VISUAL DISPLAY BOARD SCALE: 1/2" = 1'-0"



C7 INTERIOR SIGN MOUNTING DETAIL SCALE: NTS

DRAPERY DIMENSIONS



PAIR WINDOW TYPE "P"
NO SCALE

1. LENGTH = 3/4" FROM FLOOR LINE TO 4" ABOVE WINDOW HEAD.
2. THICKNESS = 2 1/2 TIMES THE WINDOW WIDTH.
3. 4" DOUBLE HEADS AND HEADINGS.
4. STACKOFF OF 1/2 THE WINDOW WIDTH.

DRAPERY SCHEDULE

| LOCATION | TYPE | NO. REQUIRED | REMARKS |
|-----------------|------|--------------|---------|
| BISHOP'S OFFICE | P | 2 | |

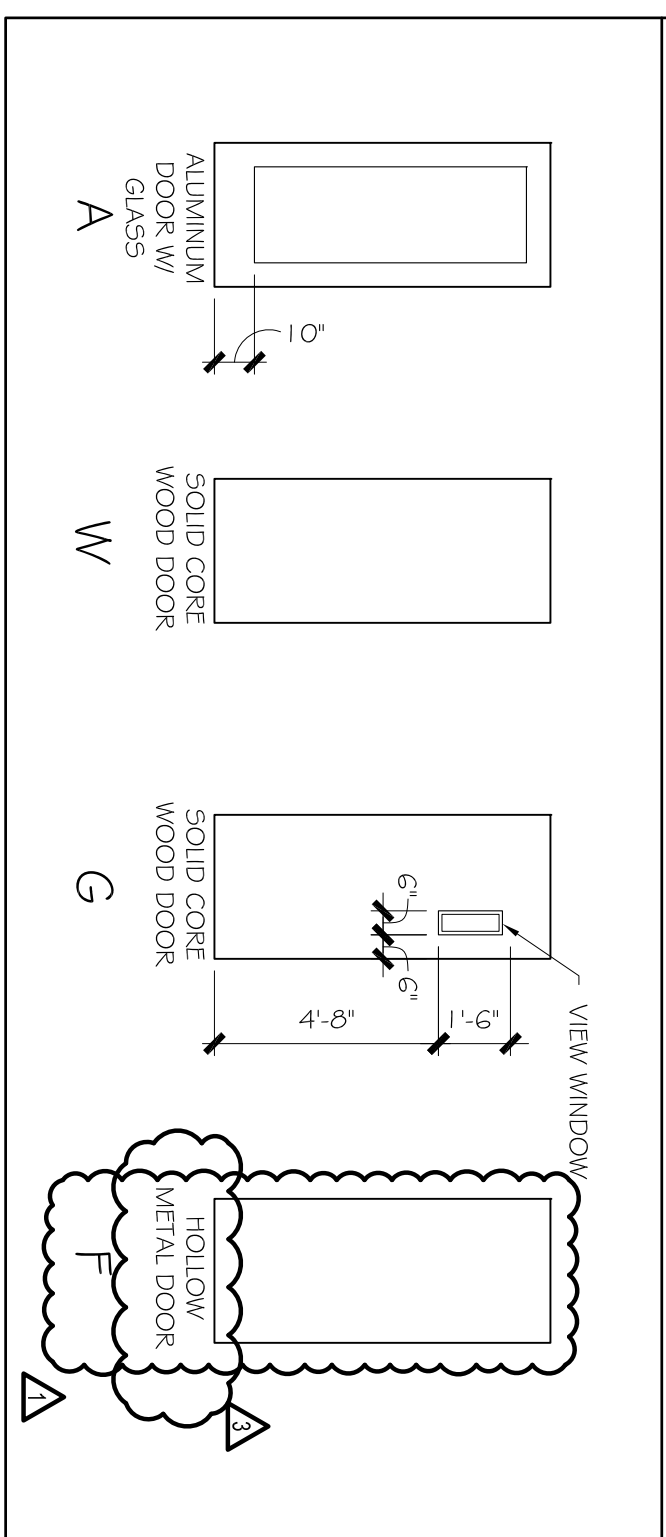
DOOR SCHEDULE

| MARK | ROOM NO. | ROOM TYPE | DOOR | | | FRAME | | | FIRE RATING GROUP | HARDWARE | KICKING THRESHOLD | ACCESSORIES | | |
|------|----------|-----------|------|--------|------|-------|------------|----------|-------------------|----------|-------------------|-------------|------|----------|
| | | | PAIR | SINGLE | SIZE | GLASS | FRAME TYPE | HEAD | | | | | JAMB | |
| | 101 | W | | | SI | | 1 | U/A-501 | H/A-501 | FR 20 | 23 | AA4 | T2 | |
| | 102 | W | | | SI | | 1 | U/A-501 | H/A-501 | FR 20 | 23 | AA7 | T2 | |
| | 103 | G | | | SI | | 1 | U/A-501 | H/A-501 | FR 20 | 20 | | | DS-1 |
| | 104 | W | | | SI | | 1 | U/A-501 | H/A-501 | FR 20 | 23 | AA13 | T1 | |
| | 105 | A | | | SI | | - | A6/A-501 | AA/A-501 | FR 20 | 513 | | | T1, DS-2 |
| | 106 | G | | | SI | | 1 | U/A-501 | H/A-501 | FR 20 | 20 | | | DS-2 |
| | 107 | G | | | SI | | 1 | U/A-501 | H/A-501 | FR 20 | 20 | | | DS-2 |
| | 108 | G | | | SI | | 1 | U/A-501 | H/A-501 | FR 20 | 20 | | | DS-2 |
| | 109 | F | | | SI | | 1 | U/A-501 | H/A-501 | FR 180 | 30 | | | T1, DS-2 |
| | 110 | F | | | SI | | 1 | U/A-501 | H/A-501 | FR 180 | 30 | | | T1, DS-2 |


FINISH SCHEDULE

| ROOM NO. | ROOM NAME | FLOOR | BASE | WALLS | CEILING | CEILING HEIGHT | SPECIAL TRIM OR EQUIPMENT |
|----------|-----------------|-------|------|-------|---------|----------------|---------------------------|
| 101 | BISHOP'S OFFICE | F1 | B2 | W1 | C2 | CH1 | S1, S2 |
| 102 | CLERK | F1 | B1 | W1 | C1 | CH1 | S3 |
| 103 | CLASSROOM | F1 | B1 | W1 | C1 | CH1 | S1, S2 |
| 104 | MECHANICAL | F3 | B3 | W3 | C1 | CH1 | |
| 105 | CORRIDOR | F1 | B1 | W1 | C3 | CH2 | S1, S2 |
| 106 | CLASSROOM | F1 | B1 | W1 | C1 | CH1 | S1, S2 |
| 107 | CLASSROOM | F1 | B1 | W1 | C1 | CH1 | S1, S2 |
| 108 | CLASSROOM | F1 | B1 | W1 | C1 | CH1 | S1, S2 |
| 109 | VESTIBULE | F2 | B3 | W2 | C4 | CH1 | |

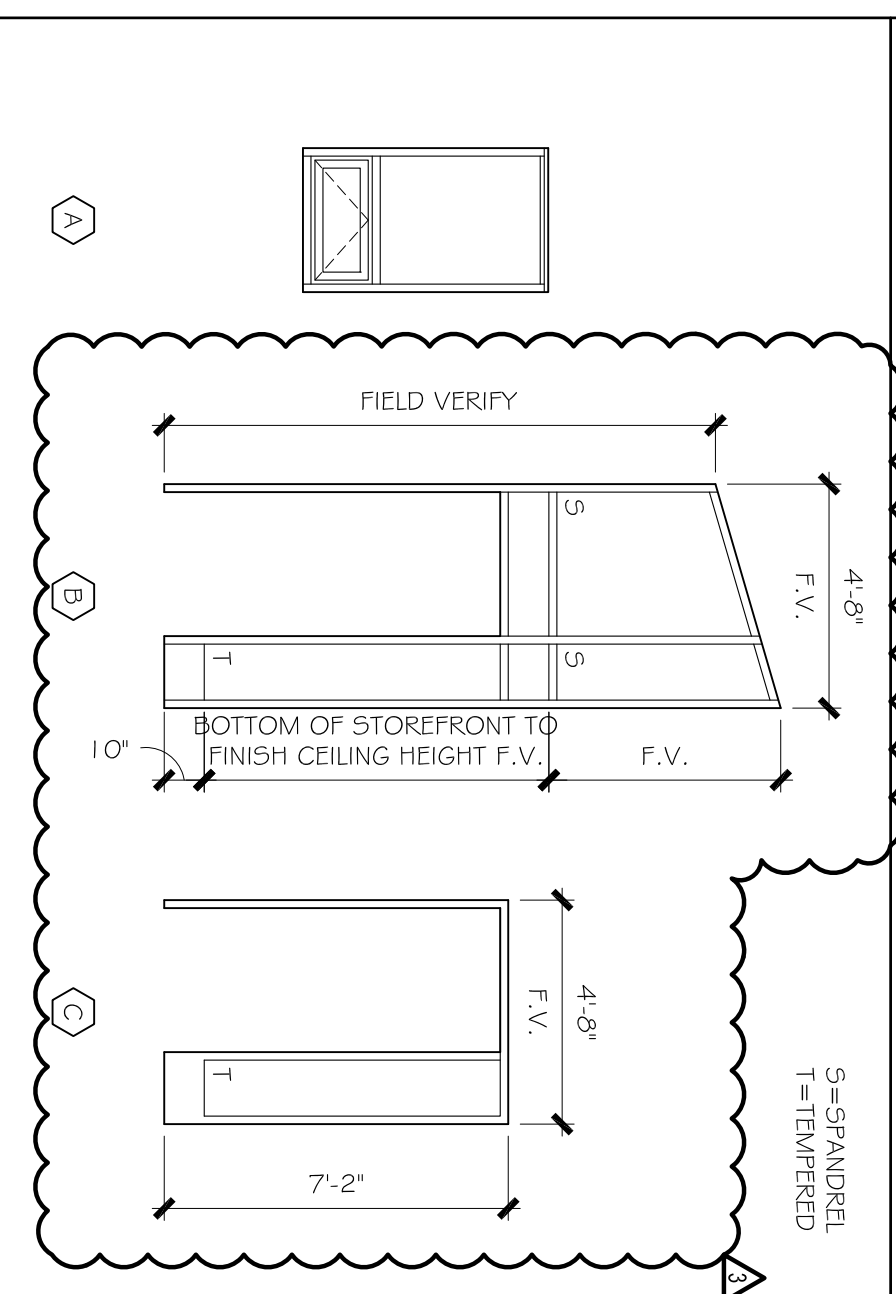
DOOR TYPES



FRAME TYPES



WINDOW TYPES



DESCRIPTION

- S SIZE**
S1 3'-0" x 7'-0" x 1 3/4"
- G GLASS**
G1 INSULATED THERPRED
G2 (DOUBLE GLAZE)
G3 1/4" THERPRED (SINGLE GLAZE)
- FR FIRE RATING**
FR180 180 MINUTE
FR20 20 MINUTE
FR180 180 MINUTE
FR20 20 MINUTE
FR180 180 MINUTE
FR20 20 MINUTE
- THRESHOLD**
T1 METAL THRESHOLD
T2 SOUND CONTROL THRESHOLD
SEE P1/A-501
- DS DOOR STOP**
DS-1 OVERHEAD
DS-2 CLOSER ARM STOP
- GENERAL NOTES:**
1. DUE TO MULTIPLE USE, SOME OF THE DETAILS REFERRED TO ON THE DOOR SCHEDULE ARE REFERRED AND/OR TURNED FROM THE DIRECTION SHOWN ON THE FLOOR PLAN. THE GENERAL INTENT OF THE DETAILS SHALL IN ALL CASES BE FOLLOWED AND THE ARCHITECT CONSULTED SHOULD QUESTIONS ARISE.
2. DOORS TO BE SET TO CLEAR FINISHED FLOOR SURFACE BY 1/2".
3. ALL RATED DOORS TO HAVE SELF CLOSING DEVICES.

DESCRIPTION

- F FLOOR**
F1 CARPET
F2 PAPER TILE
F3 CONCRETE - PAINT
- B BASE**
B1 CARPET - SEE F1/A-202
B2 WOOD - SEE U/A-202
B3 4" RUBBER
- W WALLS**
W1 WALL COVERING "A" MANSKOT WITH PAINT OAU/BRICK ABOVE
W2 BRICK - NO FINISH
W3 CMU/BRICK - PAINT
- C CEILING**
C1 SPRINGED ACoustICAL
C2 CEILING SUSPENSION SYSTEM WITH OPSW BOARD AND 12"x12" ACoustICAL TILE
C3 SPRINGED ACT BELOW 1 HOUR FIRE RATED CEILING ASSEMBLY
C4 1 HOUR FIRE CEILING ASSEMBLY
- CH CEILING HEIGHT**
CH1 8'-2"
CH2 7'-10"
- S SPECIAL TRIM OR EQUIPMENT**
S1 WOOD TRIM - SEE O1/A-202
S2 OMB RAIL - SEE U/A-202
S3 CABINETS - SEE E1/DIVIONS

Project for:
THE CHURCH OF JESUS CHRIST OF LATTER-DAY SAINTS

Hagerstown Ward Meetinghouse Addition & Parking Expansion

L2M ARCHITECTS
1241 Central Park Drive, Suite 115
Chattanooga, TN 37403
Phone: 410.861.1322
Fax: 410.861.1320
Architect/Engineer: 410.861.1322

Verify that these documents are prepared by the firm and that the seal of the Engineer is in the correct position.
December 2015

| Mark | Date (M-Y) | Description |
|------|------------|------------------------|
| • | 17-AUG-15 | ADDENDUM #2 |
| • | 13-MAR-15 | COMMENT RESPONSE |
| • | 30-SEP-14 | BLDG PERMIT SUBMISSION |
| • | 14-NOV-13 | CLIENT DESIGN APPROVAL |

SCHEDULES

Sheet:
A-701